


20 Easy Fingerstyle Studies For Ukulele: A Comprehensive Guide to Enrich Your Playing

Embark on a musical journey with our carefully curated collection of 20 easy fingerstyle studies for ukulele. Perfect for beginners and aspiring players, these studies provide a progressive path to enhance your fingerpicking skills and broaden your musical horizons. Whether you're seeking to improve your dexterity, develop a stronger sense of rhythm, or simply explore the nuances of fingerstyle ukulele playing, these studies will guide you along the way.

What is Fingerstyle Ukulele?

Fingerstyle ukulele is a captivating technique that involves using your fingers to pluck the strings of the ukulele, creating a rich tapestry of melodies and rhythms. Unlike strumming, which utilizes a pick or a strumming motion, fingerstyle allows for greater control and expression, enabling you to produce intricate patterns and delicate arpeggios.



20 Easy Fingerstyle Studies for Ukulele by Rob MacKillop

★★★★☆ 4.3 out of 5

Language : English

File size : 10357 KB

Print length : 44 pages

Screen Reader : Supported



Incorporating fingerstyle techniques into your playing repertoire not only adds depth and texture to your music but also opens up a world of

possibilities for exploration and improvisation. With practice and dedication, you can master the art of fingerstyle ukulele and unlock your full musical potential.

Benefits of Fingerstyle Ukulele Studies

- **Improved Dexterity:** Fingerstyle studies require precise finger movements and coordination, which helps to enhance your overall dexterity and fine motor skills.
- **Enhanced Rhythm:** Learning fingerstyle patterns and rhythms strengthens your sense of timing and rhythm, enabling you to play with greater accuracy and expressiveness.
- **Broadened Musicality:** Fingerstyle studies expose you to a wider range of musical styles and techniques, expanding your musical vocabulary and fostering a deeper understanding of music theory.
- **Increased Confidence:** Mastering fingerstyle studies boosts your confidence as a ukulele player, giving you the ability to perform more complex and sophisticated pieces.
- **Enjoyment and Fulfillment:** Learning and playing fingerstyle ukulele is an incredibly rewarding experience, providing a sense of accomplishment and fulfillment that enriches your musical journey.

20 Easy Fingerstyle Studies For Ukulele

Now, let's delve into our comprehensive collection of 20 easy fingerstyle studies for ukulele. These studies have been carefully selected to provide a gradual progression, starting with beginner-friendly patterns and gradually introducing more challenging techniques as you advance.

1. Basic Fingerpicking Pattern



This fundamental pattern forms the foundation of fingerstyle ukulele. It involves alternating your thumb and index finger to create a steady rhythmic pulse.

2. Travis Picking Pattern

"TRAVIS" PICKING

3 examples played with a C chord:

The image shows three examples of the Travis picking pattern in C major. Each example consists of a treble clef staff with a common time signature (C) and a bass line staff. The bass line shows a C chord (C4, E3, G3) with a bass note on the downbeat. The treble staff shows a sequence of eighth notes: G4, A4, B4, C5, B4, A4, G4, F4, E4, D4, C4. The fingerings for the treble staff are: P M P I P M P I P M P I P M P I. The fingerings for the bass line are: 1 & 2 & 3 & 4 & 1 2 & 3 & 4 1 2 3 & 4 &. A legend at the bottom states: P = Thumb, I = Index, M = Middle, A = Ring finger.

Named after country music legend Merle Travis, this pattern adds a subtle syncopation to your playing. It involves adding a bass note on the downbeat with your thumb.

3. Arpeggio Study in C Major



Arpeggios are essential for creating lush harmonies. This study introduces you to the basic arpeggio shape in C major, helping you to develop a strong foundation in chord voicings.

4. Melody with Bass Notes

Somewhere Over the Rainbow by E.V. Harburg and Harold Arlen

3 2 0 2 3 0 3 1 0 0 1 0 0 2 0

Somewhere over the rainbow way up high, there's a land that I heard of once in a hill a - by.

3 0 3 0 3 0 3 1 3 1 3 1 3 0 0

Somewhere over the rainbow skies are blue. And the dreams that you dare to dream really do come true.

3 0 3 0 3 0 3 1 3 1 3 1 3 0 0

Someday I'll wish upon a star and wake up where the clouds are far be-hind me

3 0 3 0 3 0 3 0 3 1 3 1 0 1 3 1 3 0 0 0 0 2

Where troubles melt like lemon drops a way above the chimney tops, that's where you will find me.

3 0 3 0 3 0 3 0 3 1 3 1 3 1 3 0 2 3

Somewhere over the rainbow bluebirds fly. Birds fly over the rainbow. Why then, oh why can't I?

3 0 3 0 3 0 3 0 3 1 3 1 3 1 3 0 2 3

If hap-py lit-tle bluebirds fly beyond the rainbow, why, oh why can't I?

This study combines fingerpicking and strumming techniques, allowing you to play a simple melody while accompanying yourself with bass notes.

5. Roll Pattern



Roll patterns add a dynamic and percussive element to your playing. This study teaches you a basic roll pattern that can be incorporated into various fingerstyle arrangements.

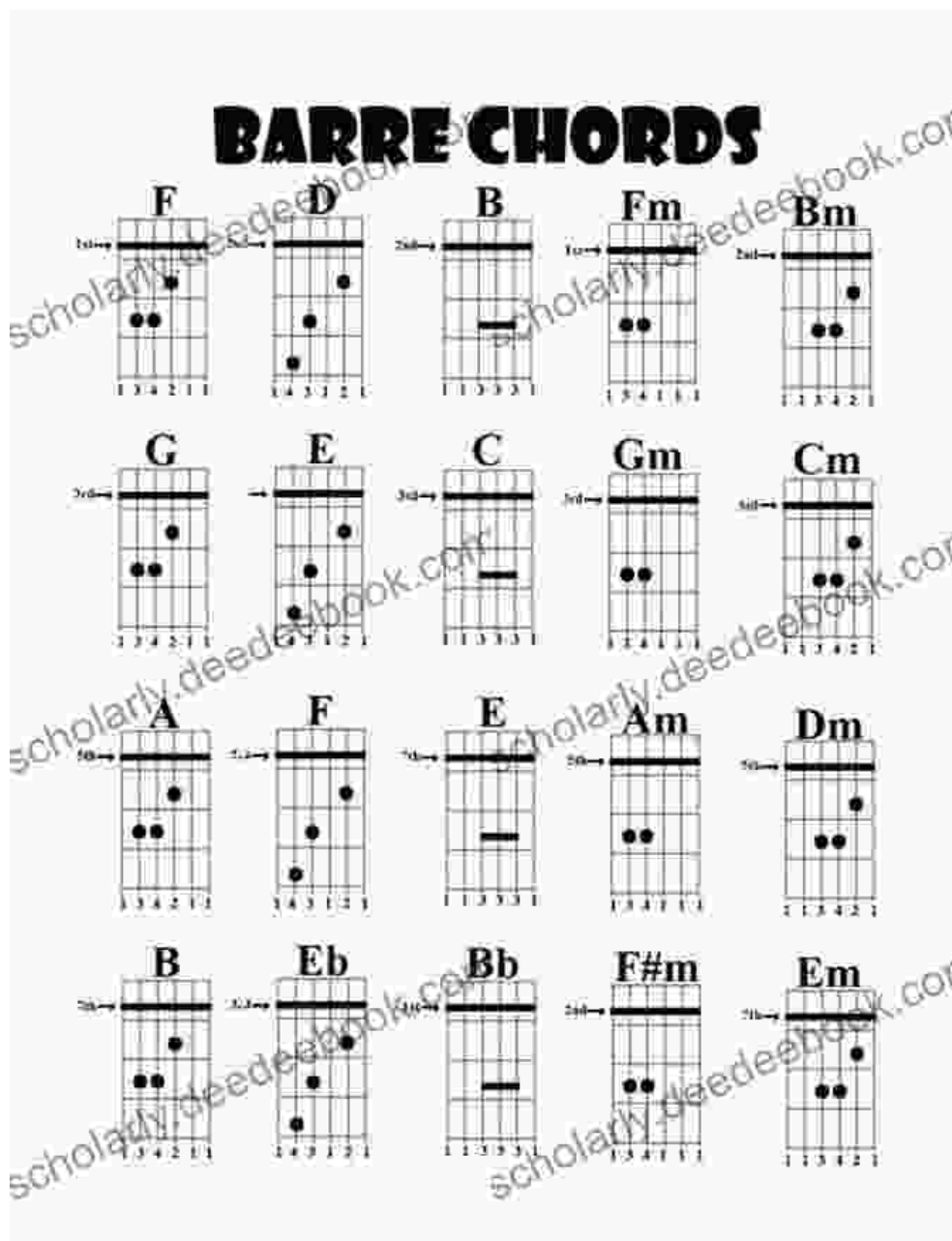
6. Hammer-On and Pull-Off Study



Hammer-ons and pull-offs are essential techniques for adding fluidity and expressiveness to your playing. This study introduces these techniques in a

beginner-friendly manner.

7. Barre Chord Study in Em



Barre chords are an important part of fingerstyle ukulele playing. This study introduces you to the Em barre chord, providing a stepping stone for learning more complex barre chord shapes.

8. Syncopated Rhythm Study

Example 7: "The Fox"

The image shows a musical score for the song "The Fox". It consists of two systems of music. Each system includes a guitar part with chords and a vocal line with lyrics. The chords are G, C, D7, and D. The lyrics are as follows:

1. He ran till he came to a great big tree,
The ducks and the geese were all in a row,
Said a couple of you and I, I'll give you
A couple of you and I, I'll give you
A couple of you and I, I'll give you
A couple of you and I, I'll give you
A couple of you and I, I'll give you
A couple of you and I, I'll give you

2. The fox and his wife without any spite,
Cut up the game with their topknots,
They never had such a dinner in their life,
And the little ones chased on the bones,
They never had such a dinner in their life,
And the little ones chased on the bones,

Syncopated rhythms add a sense of groove and interest to your playing. This study challenges you with a syncopated rhythm pattern that will improve your timing and coordination.

9. Fingerstyle Waltz

Waltz

Dionisio Aguado (1784 - 1849) Adapted for high g Ukulele by Camsuke

C Tuning
A = 1 2 = 3
E = 4 0 = 5

♩ = 60

Chord

let ring

let ring

let ring

D7(b9)

let ring

This elegant study incorporates a waltz rhythm and arpeggiated chords, providing a taste of the beauty and sophistication of fingerstyle ukulele.

10. Blues Shuffle



Explore the foundations of blues music with this study, which introduces the characteristic shuffle rhythm and minor chords.

11. Fingerstyle Reggae



Bring the laid-back vibes of reggae to your ukulele with this study, which incorporates a syncopated strumming pattern and offbeat accents.

12. Fingerpicking Etude in Am

Fingerpicking Etude no. 2



This study combines fingerpicking patterns, arpeggios, and a beautiful melody, providing a comprehensive workout for your fingerstyle skills.

13. Acoustic Blues Study

While My Guitar Gently Weeps by George Harrison and The Beatles

I look at you all, see the love there that's sleeping, while my gui-tar gently weeps.

I look at the floor; and I see it needs sweeping, still my gui-tar gently weeps,

REFRAIN:

I don't know why-y, nobody told you, how to unfold your love.

I don't know how-ow, someone con-templated you, they bought and so-ld you.

2nd VERSE:

I look at the world and I notice it's tuming, while my gui-tar gently weeps.

With every mis-ter we must surely be learning, still my gui-tar gently weeps.

3rd VERSE: I don't know how you were diverted, you were per-verted too
 I don't know how you were inverted, no one alerted you

se-verse: I look at you all, see the love there that's sleeping, while my guitar gently weeps.
 I look at you all, see the love there that's sleeping, still my guitar gently weeps.

Immerse yourself in the raw and soulful world of acoustic blues with this study, which features a driving rhythm and expressive slides.

14. Fingerstyle Folk Song

Contents

The Black Velvet Band

Black Velvet Band (The Black Velvet Band) by The Black Velvet Band. The (Black Velvet Band) is a traditional Irish folk song. It is a ballad about a woman who has been abandoned by her lover.

Black Velvet

Black Velvet (Black Velvet) by The Black Velvet Band. The (Black Velvet Band) is a traditional Irish folk song. It is a ballad about a woman who has been abandoned by her lover.

Black Velvet

Black Velvet (Black Velvet) by The Black Velvet Band. The (Black Velvet Band) is a traditional Irish folk song. It is a ballad about a woman who has been abandoned by her lover.

The Lark in the Bush

The Lark in the Bush (The Lark in the Bush) by The Black Velvet Band. The (Black Velvet Band) is a traditional Irish folk song. It is a ballad about a woman who has been abandoned by her lover.

Black Velvet

Black Velvet (Black Velvet) by The Black Velvet Band. The (Black Velvet Band) is a traditional Irish folk song. It is a ballad about a woman who has been abandoned by her lover.

The Black Velvet Band

The Black Velvet Band (The Black Velvet Band) by The Black Velvet Band. The (Black Velvet Band) is a traditional Irish folk song. It is a ballad about a woman who has been abandoned by her lover.

Black Velvet

Black Velvet (Black Velvet) by The Black Velvet Band. The (Black Velvet Band) is a traditional Irish folk song. It is a ballad about a woman who has been abandoned by her lover.

Karenina

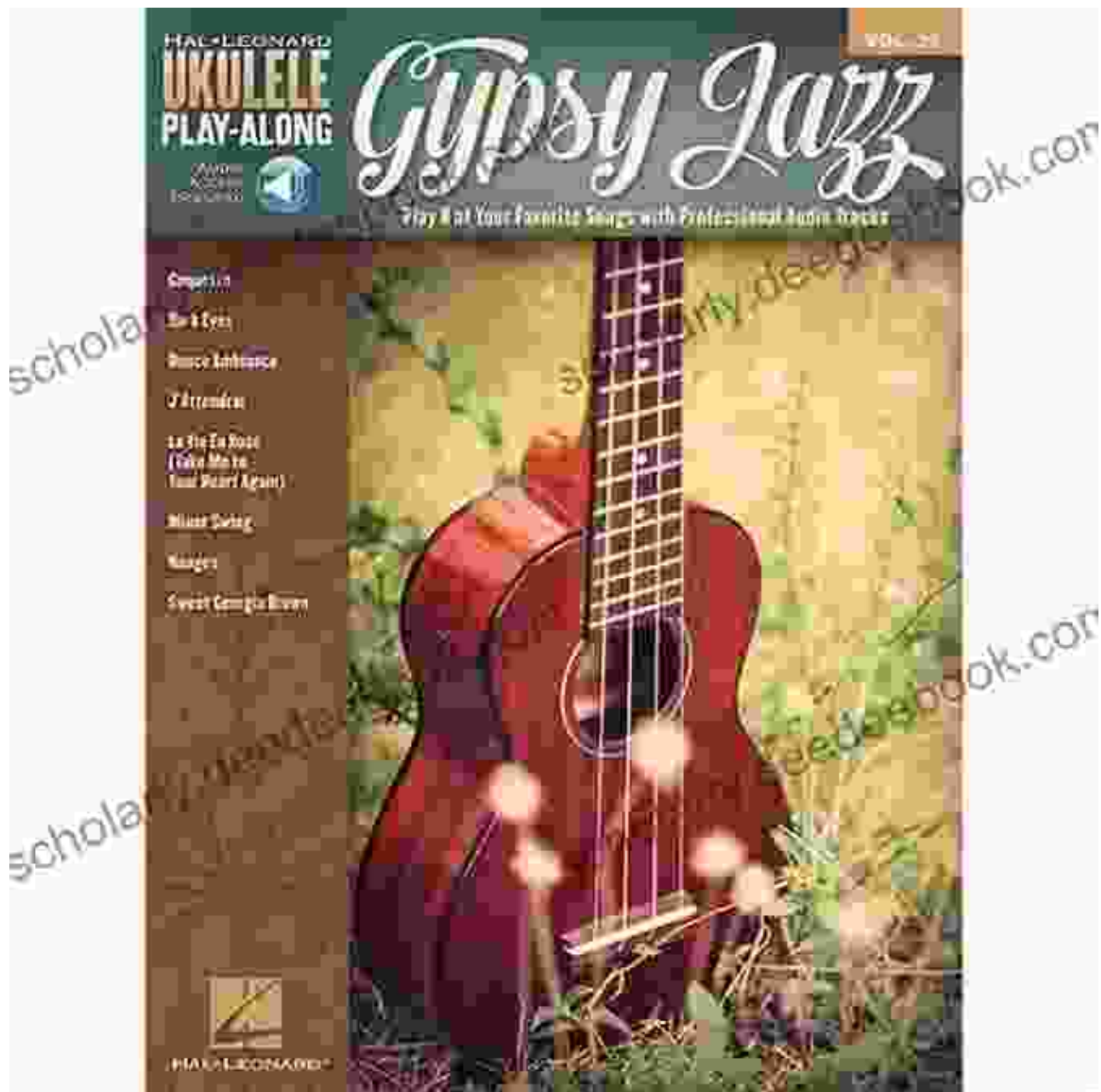
Karenina (Karenina) by The Black Velvet Band. The (Black Velvet Band) is a traditional Irish folk song. It is a ballad about a woman who has been abandoned by her lover.

Black Velvet Band

The musical score for 'Black Velvet Band' is presented in a standard notation format. It includes a vocal line and a guitar accompaniment. The score is divided into several systems, each with a treble clef for the voice and a bass clef for the guitar. The music is in 4/4 time and features a key signature of one flat (B-flat). The score includes various musical notations such as notes, rests, and chord symbols.

Capture the charm of folk music with this study, which combines a fingerpicking melody with strummed chords and a heartfelt vocal line.

15. Gypsy Jazz Study



Experience the vibrant energy of gypsy jazz with this study, which features a fast-paced rhythm and intricate fingerpicking patterns.

16. Fingerstyle Lullaby

Ukulele tab

Lullaby

Johannes Brahms
Lullaby

0 0 | 2 0 0 | 3 0 3 | 2 0 0 | 1 2 2 | 0

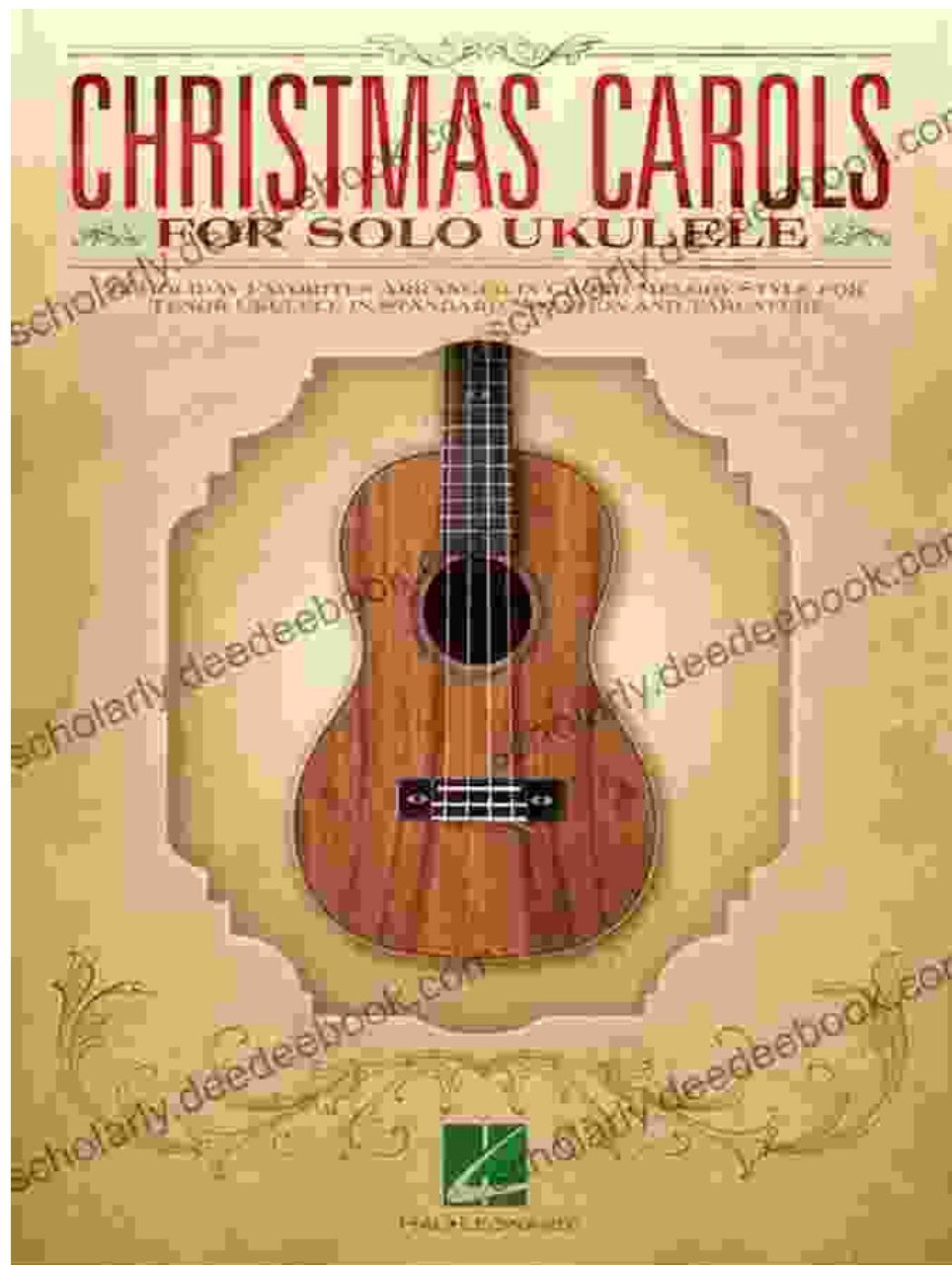
1 2 | 0 2 | 0 0 | 0 0 | 1 2 | 0 0

1 3 | 0 0 | 2 0 1 | 3 0 0 | 1 0 2 | 0

Free ukulele tab sheet music at
<http://www.capotastomusic.com>

Soothe your soul with this gentle lullaby, which combines a soothing melody with delicate fingerpicking patterns.

17. Ukulele Christmas Carol




Celebrate the festive season with this heartwarming Christmas carol, arranged for ukulele fingerstyle.

18. Fingerstyle Bossa Nova



Transport



20 Easy Fingerstyle Studies for Ukulele by Rob MacKillop

★★★★☆ 4.3 out of 5

Language : English

File size : 10357 KB

Print length : 44 pages

Screen Reader : Supported

FREE

DOWNLOAD E-BOOK





Musorgsky and His Circle: A Russian Musical Revolution

Modest Mussorgsky was a Russian composer who played a pivotal role in the development of Russian classical music. He was a member of the "Mighty Handful," a group of...



Ranking the 80s with Bill Carroll: A Nostalgic Journey Through Iconic Pop Culture

Prepare to embark on a captivating expedition through the vibrant and unforgettable era of the 1980s. Join renowned pop culture expert Bill Carroll as he expertly ranks...