


Bach for Mandolin: A Comprehensive Guide to Transcribing and Performing Bach's Keyboard Works on the Mandolin

Johann Sebastian Bach's keyboard works have long captivated musicians and audiences alike with their intricate counterpoint, expressive melodies, and harmonic richness. While Bach primarily composed for the organ, harpsichord, and clavichord, his music has been transcribed and adapted for a wide range of instruments, including the mandolin.

This article explores the challenges and techniques involved in transcribing and performing Bach's keyboard works on the mandolin. We will discuss the specific characteristics of the mandolin that make it a suitable instrument for Bach's music, as well as the techniques that mandolinists can employ to capture the essence of Bach's writing.



J. S. Bach for Mandolin by Alan Fraser

★★★★☆ 4.4 out of 5

Language : English

File size : 48143 KB

Print length : 288 pages

Screen Reader : Supported

FREE

DOWNLOAD E-BOOK



Challenges of Transcribing Bach for Mandolin

Transcribing Bach's keyboard works for mandolin presents several unique challenges:

- **Range:** The mandolin has a narrower range than a keyboard instrument, which can make it difficult to accommodate all the notes in a Bach composition.
- **Counterpoint:** Bach's keyboard works often feature complex counterpoint, with multiple independent melodic lines played simultaneously. Transcribing these lines for mandolin can be challenging, as the mandolin has a limited number of strings and can only play one note at a time.
- **Ornamentation:** Bach's keyboard works are often heavily ornamented, with trills, turns, and other embellishments. These ornaments can be difficult to execute on the mandolin, which has a relatively small fretboard.

Techniques for Transcribing Bach for Mandolin

Despite these challenges, it is possible to transcribe and perform Bach's keyboard works on the mandolin with great success. Here are some techniques that mandolinists can employ:

- **Octave transposition:** To accommodate the narrower range of the mandolin, transcribers can shift the music up or down by an octave. This allows them to reach all the notes in the original composition.
- **Simplification:** In some cases, it may be necessary to simplify the counterpoint in a Bach transcription. This can involve reducing the number of voices or eliminating some of the more complex ornaments.
- **Adaptation:** Transcribers can also adapt Bach's keyboard writing to the unique characteristics of the mandolin. For example, they can use

harmonics to create the illusion of counterpoint or use tremolo to add expressive depth to a melody.

Resources for Transcribing Bach for Mandolin

There are a number of resources available to help mandolinists transcribe and perform Bach's keyboard works. These include:

- **Editions:** Several publishers offer editions of Bach's keyboard works specifically arranged for the mandolin. These editions often include helpful fingerings and other annotations.
- **Recordings:** There are a number of recordings available featuring mandolinists performing Bach's keyboard works. These recordings can provide valuable insights into the techniques and interpretations of experienced musicians.
- **Workshops and masterclasses:** Mandolinists can also attend workshops and masterclasses to learn from experts in the field of Bach transcription. These workshops can provide hands-on experience and valuable guidance.

Performance Practice


In addition to the technical challenges of transcribing Bach for mandolin, there are also important considerations regarding performance practice. Here are some tips for mandolinists seeking to capture the essence of Bach's music:

- **Articulation:** Bach's keyboard works are often characterized by crisp articulation. Mandolinists should strive for a clear and precise attack on each note.

- **Dynamics:** Bach's music is full of dynamic contrasts. Mandolinists should use a wide range of dynamics to bring out the expressive qualities of the music.
- **Ornamentation:** Ornamentation is an essential part of Bach's musical language. Mandolinists should strive to incorporate appropriate ornaments into their performances, while being mindful not to overdo it.
- **Musical interpretation:** Bach's music is open to a wide range of interpretations. Mandolinists should take the time to explore different interpretations and find an approach that is both musically satisfying and true to the spirit of Bach's music.

Transcribing and performing Bach's keyboard works on the mandolin is a challenging but rewarding endeavor. By understanding the unique challenges and techniques involved, mandolinists can bring Bach's music to life on their instrument and share its beauty with audiences around the world.

Whether you are a seasoned Bach enthusiast or a mandolinist seeking to expand your repertoire, we encourage you to explore the world of Bach for mandolin. With patience, dedication, and a love for Bach's music, you can unlock the beauty and complexity of Bach's keyboard works on your mandolin.



J. S. Bach for Mandolin by Alan Fraser

★★★★☆ 4.4 out of 5

Language : English

File size : 48143 KB

Print length : 288 pages

Screen Reader : Supported


FREE

DOWNLOAD E-BOOK



Musorgsky and His Circle: A Russian Musical Revolution

Modest Mussorgsky was a Russian composer who played a pivotal role in the development of Russian classical music. He was a member of the "Mighty Handful," a group of...



Ranking the 80s with Bill Carroll: A Nostalgic Journey Through Iconic Pop Culture

Prepare to embark on a captivating expedition through the vibrant and unforgettable era of the 1980s. Join renowned pop culture expert Bill Carroll as he expertly ranks...