


Easy Classical Violin Tabs: A Beginner's Guide to Learning Violin

If you're looking to learn violin, starting with easy classical violin tabs is a great way to get started. Violin tabs are a simplified form of sheet music that's designed to make it easier for beginners to read and play. In this guide, we'll provide you with all the essential knowledge and resources you need to embark on your musical journey.



Easy Classical Violin Tabs : Easy Read Violin Tablature and Notes by Matt Morris

★★★★★ 5 out of 5

Language : English

File size : 168866 KB

Print length : 352 pages

Screen Reader : Supported



Getting Started with Violin

Before you can start playing violin, you'll need to get your hands on a violin and a bow. You can purchase these from a music store or rent them from a local music school. Once you have your violin, you'll need to learn how to hold it and how to bow it. There are many resources available online that can help you with this, such as YouTube videos and online lessons.

Reading Violin Tablature

Violin tablature is a simplified form of sheet music that's designed to make it easier for beginners to read and play. Violin tabs are written on a staff,

which is a set of five lines and four spaces. The lines and spaces represent the different strings on the violin, from the lowest string (G) to the highest string (E).

The numbers in violin tabs represent the frets on the violin. When you see a number in a tab, it means that you should place your finger on that fret on the corresponding string. The higher the number, the higher the fret.

Easy Classical Violin Pieces

Once you've learned how to read violin tabs, you're ready to start playing some easy classical violin pieces. Here are a few popular pieces that are perfect for beginners:

- Twinkle, Twinkle, Little Star
- Mary Had a Little Lamb
- Hot Cross Buns
- Ode to Joy
- Für Elise


Tips for Beginners

Here are a few tips for beginners who are learning to play violin:

- Be patient. Learning to play violin takes time and practice.
- Find a good teacher. A good teacher can help you learn the proper techniques and avoid bad habits.
- Practice regularly. The more you practice, the better you'll become.

- Don't be afraid to make mistakes. Everyone makes mistakes when they're learning to play violin.
- Have fun! Learning to play violin should be an enjoyable experience.

Learning to play violin is a rewarding experience that can bring you years of enjoyment. With the right resources and a little bit of effort, you can learn to play beautiful classical melodies on the violin. So what are you waiting for? Get started today!



Easy Classical Violin Tabs : Easy Read Violin Tablature and Notes

by Matt Morris

★★★★★ 5 out of 5

Language : English

File size : 168866 KB


Print length : 352 pages

Screen Reader : Supported



Musorgsky and His Circle: A Russian Musical Revolution

Modest Mussorgsky was a Russian composer who played a pivotal role in the development of Russian classical music. He was a member of the "Mighty Handful," a group of...



Ranking the 80s with Bill Carroll: A Nostalgic Journey Through Iconic Pop Culture

Prepare to embark on a captivating expedition through the vibrant and unforgettable era of the 1980s. Join renowned pop culture expert Bill Carroll as he expertly ranks...