


How To Pass Your Truck Driving Exam Your Cdl Handbook Pass Your Test

Are you looking to get your CDL (commercial driver's license)? If so, you'll need to pass a truck driving exam. This exam tests your knowledge of the CDL handbook and your ability to safely operate a commercial vehicle.



How to pass your truck driving exam , Your CDL Handbook, pass your test by Carrie Nelson

★★★★★ 5 out of 5

Language : English
File size : 1136 KB
Text-to-Speech : Enabled
Screen Reader : Supported
Enhanced typesetting: Enabled
Word Wise : Enabled
Print length : 35 pages
Lending : Enabled



In this article, we'll provide you with everything you need to know about passing your truck driving exam. We'll cover the following topics:

- Studying the CDL handbook
- Taking the CDL written test
- Taking the CDL skills test
- Getting your CDL

Studying the CDL handbook

The first step to passing your truck driving exam is to study the CDL handbook. This handbook contains all of the information you need to know about operating a commercial vehicle safely.

Here are some tips for studying the CDL handbook:

- Start by reading the handbook cover to cover.
- Take notes as you read. This will help you remember the information better.
- Review your notes regularly.
- Use a CDL study guide to help you prepare for the written test.

Taking the CDL written test

Once you've studied the CDL handbook, you'll need to take the written test. The written test consists of 50 multiple choice questions. You must correctly answer at least 40 questions to pass the test.

Here are some tips for taking the CDL written test:

- Arrive at the testing center early.
- Bring a pencil and a calculator.
- Read the instructions carefully.
- Answer the questions to the best of your ability.
- Don't guess on answers. If you don't know the answer, leave it blank.

Taking the CDL skills test

Once you've passed the written test, you'll need to take the skills test. The skills test consists of three parts:

- Pre-trip inspection
- Basic maneuvers
- Road test

The pre-trip inspection tests your ability to inspect a commercial vehicle for defects. The basic maneuvers test your ability to perform basic driving maneuvers, such as backing up and turning. The road test tests your ability to drive a commercial vehicle in a safe and efficient manner.

Here are some tips for taking the CDL skills test:

- Arrive at the testing center early.
- Wear comfortable clothing and shoes.
- Bring a copy of your CDL learner's permit.
- Listen to the examiner's instructions carefully.
- Follow the examiner's instructions precisely.
- Stay calm and focused.

Getting your CDL


Once you've passed the written and skills tests, you'll be issued a CDL. A CDL allows you to operate a commercial vehicle in any state in the United States.

Here are some tips for getting your CDL:

- Apply for a CDL at your local DMV.
- Pay the application fee.
- Provide proof of your identity and residency.
- Pass the written and skills tests.
- Receive your CDL.

Passing your truck driving exam is an important step towards getting your CDL. By following the tips in this article, you can increase your chances of passing the exam and getting your CDL.

Good luck!



How to pass your truck driving exam , Your CDL Handbook, pass your test by Carrie Nelson

★★★★★ 5 out of 5


Language : English
File size : 1136 KB
Text-to-Speech : Enabled
Screen Reader : Supported
Enhanced typesetting : Enabled
Word Wise : Enabled
Print length : 35 pages
Lending : Enabled





Musorgsky and His Circle: A Russian Musical Revolution

Modest Mussorgsky was a Russian composer who played a pivotal role in the development of Russian classical music. He was a member of the "Mighty Handful," a group of...



Ranking the 80s with Bill Carroll: A Nostalgic Journey Through Iconic Pop Culture

Prepare to embark on a captivating expedition through the vibrant and unforgettable era of the 1980s. Join renowned pop culture expert Bill Carroll as he expertly ranks...