


Mastering the Memory-Friendly Chord: A Comprehensive Guide to the Guitar Hack

The guitar, a beloved instrument that has captivated musicians and audiences alike for centuries, can be a source of both joy and frustration. While its enchanting melodies and expressive harmonies hold immense allure, the learning curve can often be daunting, especially when grappling with the multitude of chords that form the foundation of guitar playing.

For those aspiring guitarists struggling to navigate the labyrinth of chord shapes, there is a glimmer of hope: the memory-friendly chord, a revolutionary guitar hack that simplifies chord memorization, making guitar playing accessible to everyone.



Guitar Hacks: The Memory-Friendly Chord Book

by Graham Tippet

★★★★☆ 4.4 out of 5

Language : English

File size : 1142 KB

Text-to-Speech : Enabled

Screen Reader : Supported

Enhanced typesetting : Enabled

Word Wise : Enabled

Print length : 25 pages

Lending : Enabled

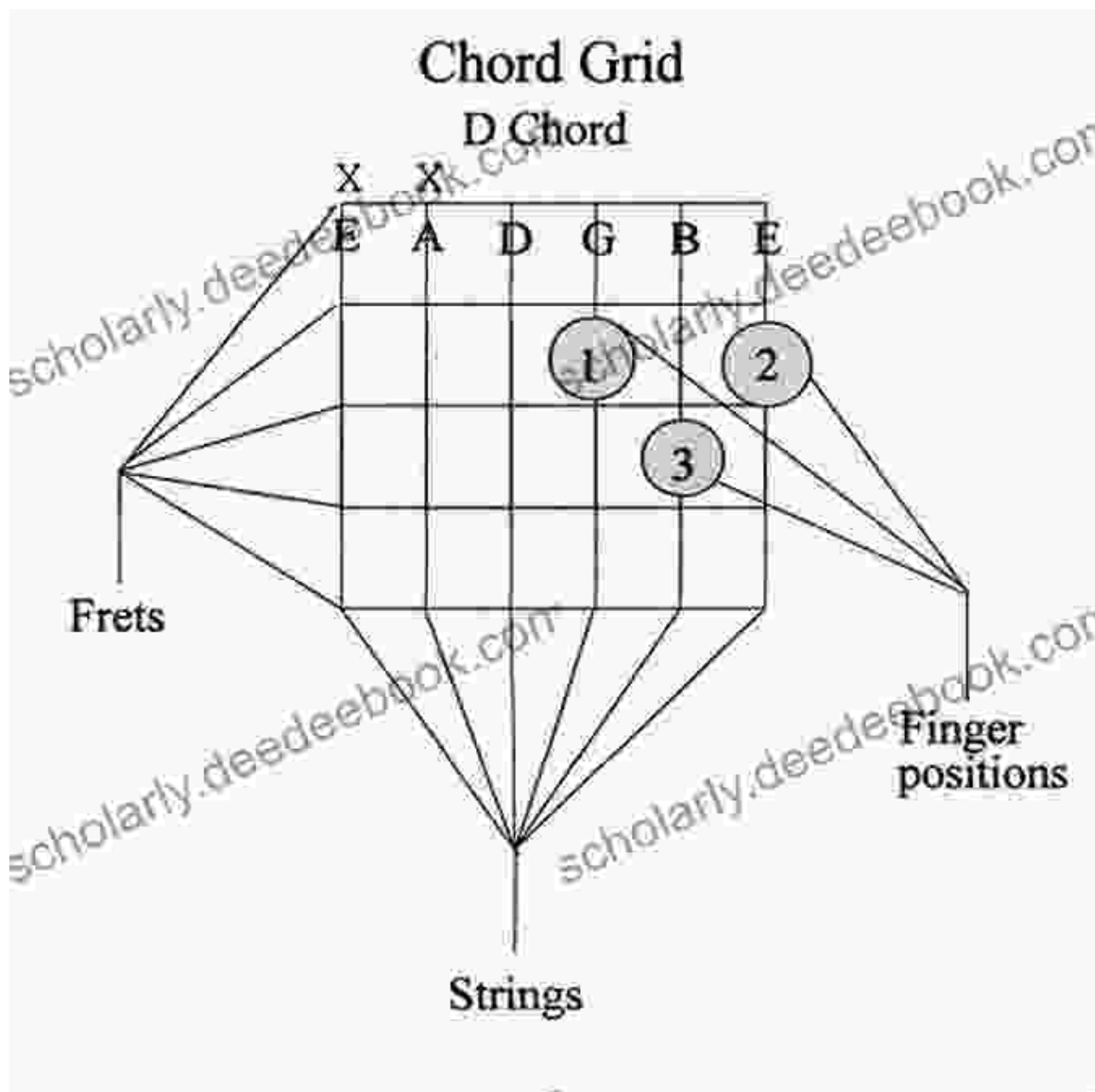
FREE

DOWNLOAD E-BOOK



The Power of the Memory-Friendly Chord

The memory-friendly chord is a carefully crafted chord shape that leverages the natural mechanics of the human hand to create a highly intuitive and easy-to-remember layout. Unlike traditional chords, which often require complex fingerings and intricate hand positions, the memory-friendly chord allows you to play multiple notes simultaneously with just two fingers.



This simplified approach dramatically reduces the cognitive load associated with chord playing, making it an ideal starting point for beginners and a valuable tool for intermediate players seeking to expand their chord vocabulary.

Unlocking the Memory-Friendly Chord

Mastering the memory-friendly chord requires understanding its unique finger placement and how to incorporate it into your playing. Follow these steps to unlock the power of this game-changing guitar hack:

1. Position Your Fingers

Place your index finger on the fifth fret of the low E string and your middle finger on the seventh fret of the A string. These two fingers will create the foundation of the chord.

2. Strum and Listen

Gently strum the strings in between the two fingers you have positioned. You will hear a harmonious and clear chord sound.

3. Practice Regularly

The key to success with the memory-friendly chord is regular practice. Spend a few minutes each day strumming the chord and transitioning to other simple chords to develop muscle memory and strengthen your hand coordination.

Variations and Applications

The memory-friendly chord serves as a versatile foundation that can be adapted and expanded to create a wide range of musical possibilities:

Minor Variation

To play a minor variation of the memory-friendly chord, simply lower the note played by your middle finger by one fret, moving it from the seventh fret to the sixth fret on the A string.

Major 7th Variation

Enrich the memory-friendly chord with a major 7th interval by adding your pinky finger to the eighth fret of the D string.

Sus4 Variation

Introduce a suspended fourth sound to the memory-friendly chord by moving your index finger from the fifth fret to the fourth fret of the low E string.

Benefits of the Memory-Friendly Chord

The benefits of incorporating the memory-friendly chord into your guitar playing are numerous:

- **Simplified Chord Memorization:** The intuitive finger placement and reduced cognitive load make chord memorization a breeze.
- **Improved Finger Dexterity:** Practicing the memory-friendly chord strengthens hand coordination and finger independence.
- **Accessible Music Theory:** The chord's simplicity provides an accessible entry point to understanding music theory.
- **Expanded Chord Vocabulary:** The memory-friendly chord serves as a building block for a diverse range of chord variations.

- **Enhanced Musicality:** By reducing the technical barriers of chord playing, the memory-friendly chord allows you to focus on developing your musical expression.

The memory-friendly chord is a revolutionary guitar hack that has the power to transform your guitar playing experience. Its simplicity, versatility, and proven benefits make it an indispensable tool for aspiring guitarists and seasoned musicians alike.

Embrace the memory-friendly chord and unlock a world of musical possibilities. With consistent practice and exploration, you will discover the joy and fulfillment that comes with mastering the guitar and expressing yourself through its enchanting melodies and harmonies.



Guitar Hacks: The Memory-Friendly Chord Book

by Graham Tippet

★★★★☆ 4.4 out of 5

Language : English

File size : 1142 KB

Text-to-Speech : Enabled

Screen Reader : Supported

Enhanced typesetting : Enabled

Word Wise : Enabled

Print length : 25 pages

Lending : Enabled

FREE


DOWNLOAD E-BOOK





Musorgsky and His Circle: A Russian Musical Revolution

Modest Mussorgsky was a Russian composer who played a pivotal role in the development of Russian classical music. He was a member of the "Mighty Handful," a group of...



Ranking the 80s with Bill Carroll: A Nostalgic Journey Through Iconic Pop Culture

Prepare to embark on a captivating expedition through the vibrant and unforgettable era of the 1980s. Join renowned pop culture expert Bill Carroll as he expertly ranks...