


Piccolo Sheet Music with Lettered Noteheads: A Comprehensive Guide



Piccolo Sheet Music With Lettered Noteheads Book 1: 20 Easy Pieces For Beginners by Michael Shaw

★★★★☆ 4.5 out of 5

Language	: English
File size	: 8806 KB
Text-to-Speech	: Enabled
Enhanced typesetting	: Enabled
Word Wise	: Enabled
Print length	: 72 pages
Lending	: Enabled
Screen Reader	: Supported



The piccolo is a small, high-pitched woodwind instrument that is often used in orchestral and band music. It is similar to the flute, but it is smaller and has a higher pitch. Piccolo sheet music is typically written in the treble clef, and it uses lettered noteheads to indicate the different pitches.

Benefits of Using Lettered Noteheads

There are several benefits to using lettered noteheads on piccolo sheet music. First, it makes it easier for beginners to learn how to read music. Second, it can help to improve sight-reading skills. Third, it can make it easier to play complex passages of music.

How to Read Piccolo Sheet Music with Lettered Noteheads

To read piccolo sheet music with lettered noteheads, you need to know the names of the notes on the treble clef. The notes are named A, B, C, D, E, F, and G. The lines on the treble clef are named E, G, B, D, and F. The spaces between the lines are named F, A, C, and E.

When you see a notehead with a letter on it, the letter tells you which note to play. For example, a notehead with the letter A on it means that you should play the note A. A notehead with the letter B on it means that you should play the note B, and so on.

The stem of the notehead tells you whether the note is played up or down. A notehead with a stem that goes up means that you should play the note up. A notehead with a stem that goes down means that you should play the note down.


Where to Find Piccolo Sheet Music with Lettered Noteheads

There are many places where you can find piccolo sheet music with lettered noteheads. You can find it online, in music stores, and in libraries. If you are looking for free piccolo sheet music, you can find it on websites such as Sheet Music Plus and 8notes.com.


Piccolo sheet music with lettered noteheads is a great way to learn how to play the piccolo. It is easy to read, and it can help to improve your sight-reading skills. If you are interested in learning how to play the piccolo, I encourage you to find some sheet music with lettered noteheads and give it a try.

Piccolo Sheet Music With Lettered Noteheads Book 1: 20 Easy Pieces For Beginners by Michael Shaw

★★★★☆ 4.5 out of 5




Language	: English
File size	: 8806 KB
Text-to-Speech	: Enabled
Enhanced typesetting	: Enabled
Word Wise	: Enabled
Print length	: 72 pages
Lending	: Enabled
Screen Reader	: Supported



Musorgsky and His Circle: A Russian Musical Revolution

Modest Mussorgsky was a Russian composer who played a pivotal role in the development of Russian classical music. He was a member of the "Mighty Handful," a group of...



Ranking the 80s with Bill Carroll: A Nostalgic Journey Through Iconic Pop Culture

Prepare to embark on a captivating expedition through the vibrant and unforgettable era of the 1980s. Join renowned pop culture expert Bill Carroll as he expertly ranks...