


The Two Position Guitar Scale System: A Journey to Melodic Mastery

For guitarists seeking to expand their musical horizons and unlock the secrets of melodic expression, the Two Position Guitar Scale System proves an invaluable tool. This innovative system empowers players to navigate the entire guitar fretboard with ease, opening doors to limitless harmonic possibilities.

What is the Two Position Guitar Scale System?

The Two Position Guitar Scale System is a methodical approach that teaches guitarists to play scales in two distinct hand positions. These positions are referred to as "Position 1" and "Position 2." In Position 1, the root note of the scale is played on the 6th string, while in Position 2, the root note is played on the 5th string.



The Two Position Guitar Scale System: Scales and Arpeggios by Graham Tippet

★★★★☆ 4.4 out of 5

Language	: English
File size	: 3953 KB
Text-to-Speech	: Enabled
Enhanced typesetting	: Enabled
Word Wise	: Enabled
Print length	: 41 pages
Lending	: Enabled
Screen Reader	: Supported

FREE

DOWNLOAD E-BOOK



By mastering both positions, guitarists gain the ability to play scales across the entire fretboard without having to shift their hand position. This fluidity allows for effortless melodic improvisation and seamless transitions between different scale shapes.

Benefits of the Two Position Guitar Scale System

- **Unrestricted Fretboard Accessibility:** Play scales effortlessly across all frets without hand shifts, expanding your melodic range.
- **Improved Melodic Fluency:** Transition smoothly between scale shapes, enabling seamless and captivating melodic lines.
- **Increased Finger Dexterity:** Develop greater finger independence and coordination by navigating different scale patterns with precision.
- **Solid Foundation for Improvisation:** Master the building blocks of melody and gain confidence in expressing yourself musically.
- **Enhanced Understanding of Scale Theory:** Grasp the relationships between notes and scales, deepening your knowledge of guitar theory.

The Theory Behind the Two Position System

The Two Position Guitar Scale System is based on the concept of intervals. Intervals are the distances between notes in music. By understanding the intervals that make up a scale, guitarists can play the scale in different positions on the fretboard.

The following are the most common scale intervals:

- **Root**
- **Minor Second**

- **Major Second**
- **Minor Third**
- **Major Third**
- **Perfect Fourth**
- **Tritone**
- **Perfect Fifth**
- **Minor Sixth**
- **Major Sixth**
- **Minor Seventh**
- **Major Seventh**
- **Octave**

By understanding these intervals, guitarists can construct scales in different positions on the fretboard. For example, the C major scale can be played in the following positions:

Position 1 (Root on 6th String): C, D, E, F, G, A, B, C


Position 2 (Root on 5th String): G, A, B, C, D, E, F, G

Practicing the Two Position Guitar Scale System

Mastering the Two Position Guitar Scale System requires dedicated practice. The following tips can help you achieve success:

- **Start with the Major Scale:** Begin by practicing the major scale in both Position 1 and Position 2.
- **Use a Metronome:** Practice at a slow tempo with a metronome to develop accuracy and consistency.
- **Visualize the Fretboard:** Study and memorize the scale patterns on the guitar neck.
- **Play in Different Positions:** As you gain proficiency, practice transitioning between Position 1 and Position 2 smoothly.
- **Apply to Songs:** Incorporate the scale system into your favorite songs to enhance your melodic playing.

The Two Position Guitar Scale System is an indispensable tool for any guitarist seeking to unlock their melodic potential. By mastering this system, you will gain the ability to navigate the fretboard with ease, improvise effortlessly, and create captivating melodies that will inspire your audience and leave a lasting impression. Embrace the journey to melodic mastery and unlock the limitless possibilities of the guitar with the Two Position Guitar Scale System.



The Two Position Guitar Scale System: Scales and Arpeggios

by Graham Tippet

★★★★☆ 4.4 out of 5

Language	: English
File size	: 3953 KB
Text-to-Speech	: Enabled
Enhanced typesetting	: Enabled
Word Wise	: Enabled
Print length	: 41 pages
Lending	: Enabled
Screen Reader	: Supported


FREE

DOWNLOAD E-BOOK



Musorgsky and His Circle: A Russian Musical Revolution

Modest Mussorgsky was a Russian composer who played a pivotal role in the development of Russian classical music. He was a member of the "Mighty Handful," a group of...



Ranking the 80s with Bill Carroll: A Nostalgic Journey Through Iconic Pop Culture

Prepare to embark on a captivating expedition through the vibrant and unforgettable era of the 1980s. Join renowned pop culture expert Bill Carroll as he expertly ranks...