


# The Ultimate Guide to Classical and Fingerstyle Guitar for Beginners and Advanced Players Alike

Classical and fingerstyle guitar are two of the most popular and rewarding styles of guitar playing. They offer a unique blend of technical challenge and musical beauty that can be enjoyed by players of all levels. However, getting started with either style can be daunting, especially if you're a beginner.



## The Roger Hudson Guitar Method: for Classical and Fingerstyle Guitarists by Graham Tippett

★★★★☆ 4.9 out of 5

Language : English  
File size : 59949 KB  
Text-to-Speech : Enabled  
Enhanced typesetting : Enabled  
Print length : 128 pages  
Lending : Enabled  
Screen Reader : Supported



This guide will provide you with everything you need to know about classical and fingerstyle guitar, from the basics to advanced techniques. Whether you're a complete beginner or an experienced player, you'll find something in this guide to help you take your playing to the next level.

## Chapter 1: The Basics of Classical and Fingerstyle Guitar

In this chapter, we'll cover the basics of classical and fingerstyle guitar, including:

- \* The different types of guitars used for each style
- \* The basic techniques of classical and fingerstyle guitar
- \* How to read classical and fingerstyle guitar music

## **Chapter 2: Classical Guitar Technique**

In this chapter, we'll dive deeper into classical guitar technique, including:

- \* The proper way to hold the guitar
- \* The different types of picking techniques
- \* How to develop good left-hand technique

## **Chapter 3: Fingerstyle Guitar Technique**

In this chapter, we'll cover fingerstyle guitar technique, including:

- \* The different types of fingerpicking patterns
- \* How to develop good right-hand technique
- \* How to play fingerstyle guitar arrangements

## **Chapter 4: Advanced Techniques for Classical and Fingerstyle Guitar**

In this chapter, we'll explore some advanced techniques for classical and fingerstyle guitar, including:

- \* Tremolo
- \* Vibrato
- \* Arpeggios
- \* Scales and exercises

## **Chapter 5: Repertoire for Classical and Fingerstyle Guitar**

In this chapter, we'll provide you with a list of recommended repertoire for classical and fingerstyle guitar, including:

\* Pieces for beginners \* Pieces for intermediate players \* Pieces for advanced players


## Chapter 6: Tips for Learning Classical and Fingerstyle Guitar

In this chapter, we'll provide you with some tips for learning classical and fingerstyle guitar, including:

\* How to find a good teacher \* How to practice effectively \* How to stay motivated

Classical and fingerstyle guitar are two of the most rewarding styles of guitar playing. With the right instruction and practice, you can develop the skills to play these beautiful and challenging styles of music.

We hope that this guide has given you the information you need to get started with classical or fingerstyle guitar. If you have any questions or need further assistance, please feel free to contact us.



### The Roger Hudson Guitar Method: for Classical and Fingerstyle Guitarists by Graham Tippett

★★★★☆ 4.9 out of 5


Language : English  
File size : 59949 KB  
Text-to-Speech : Enabled  
Enhanced typesetting : Enabled  
Print length : 128 pages  
Lending : Enabled  
Screen Reader : Supported





## Musorgsky and His Circle: A Russian Musical Revolution

Modest Mussorgsky was a Russian composer who played a pivotal role in the development of Russian classical music. He was a member of the "Mighty Handful," a group of...



## Ranking the 80s with Bill Carroll: A Nostalgic Journey Through Iconic Pop Culture

Prepare to embark on a captivating expedition through the vibrant and unforgettable era of the 1980s. Join renowned pop culture expert Bill Carroll as he expertly ranks...