

# The Ultimate Guide to Home Décor with Irish Crochet Appliqué Patterns: A Journey into Intricate Lace Embellishments

## Origins and History

Irish crochet, a captivating form of lacework, originated in Ireland during the mid-19th century. It is characterized by its intricate patterns, delicate motifs, and unique use of fine threads and a hook. Originally developed as a way to provide additional income for Irish women during times of economic hardship, Irish crochet quickly gained popularity and became a cherished tradition passed down through generations.



**Home decor - Irish Crochet Applique PATTERN - Crochet pattern - flower crochet - tutorial crochet - crochet tutorials - irish crochet . (Modern Irish Crochet Lace Pattern)** by Malcolm Batten

★★★★☆ 4.2 out of 5

Language : English  
File size : 19070 KB  
Text-to-Speech : Enabled  
Screen Reader : Supported  
Enhanced typesetting : Enabled  
Print length : 40 pages



Irish crochet appliqué patterns have their roots in the rich Celtic heritage of Ireland. The intricate designs and motifs often draw inspiration from nature, incorporating elements such as flowers, leaves, shamrocks, and Celtic

knots. These appliqués were traditionally used to embellish clothing, linens, and other household items, adding a touch of elegance and refinement.

## **Techniques and Materials**

Irish crochet appliqué patterns are typically worked using a fine crochet hook and a thin, mercerized cotton thread. The technique involves creating a series of interconnected loops, forming delicate lace patterns. The appliqués can be made in a variety of shapes and sizes, from small motifs to larger pieces that can be used as embellishments for curtains, tablecloths, and other home décor items.

There are numerous stitch patterns used in Irish crochet, each creating a unique texture and design. Some of the most common stitches include the basic single crochet, double crochet, and treble crochet, as well as more advanced stitches such as picots, clusters, and bobbles. By combining these stitches in different ways, crocheters can create intricate and visually stunning appliqués.

## **Applications in Home Décor**

The versatility of Irish crochet appliqué patterns makes them suitable for a wide range of home décor applications. They can be used to add a touch of elegance and charm to curtains, tablecloths, and other linens. Appliqués can also be used to embellish lampshades, cushions, pillows, and wall hangings, creating unique and captivating accents for any room.

Irish crochet appliqués are particularly well-suited for creating a vintage or cottagecore aesthetic. The delicate lace patterns and intricate motifs evoke a sense of nostalgia and charm. They can be incorporated into both

traditional and modern home décor styles, adding a touch of timelessness and sophistication.


### **Step-by-Step Instructions: Crocheting a Flower Appliqué**


To help you get started with Irish crochet appliqué patterns, here are step-by-step instructions for crocheting a simple flower appliqué:

1. Using a fine crochet hook and a thin, mercerized cotton thread, make a slip knot and work 6 single crochet stitches into the knot to create the center of the flower.
2. Next, work 3 chain stitches and turn. Work 1 single crochet stitch into the first stitch, 2 single crochet stitches into the next stitch, and 1 single crochet stitch into the last stitch. This creates a petal.
3. Repeat step 2 for a total of 5 petals, spacing them evenly around the center.
4. To create the second layer of petals, work 3 chain stitches and turn. Work 1 single crochet stitch into the first stitch, 2 single crochet stitches into the next stitch, and 2 single crochet stitches into the next stitch. This creates a larger petal.
5. Repeat step 4 for a total of 5 petals, placing them between the petals of the first layer.
6. To finish the flower, work 1 single crochet stitch into each of the 5 petals from both layers. Fasten off and weave in the ends.

### **Inspirational Gallery**

To inspire your own Irish crochet appliqué creations, here is a gallery of stunning home décor items featuring intricate crochet appliqués:















Images courtesy of Pinterest and Etsy

### **Call to Action**

Inspired to incorporate the beauty of Irish crochet into your home décor? Browse our collection of Irish crochet patterns and start creating your own unique and captivating appliqués. With a little patience and creativity, you can add a touch of timeless elegance to your home.

## Shop Irish Crochet Patterns



### Home decor - Irish Crochet Applique PATTERN - Crochet pattern - flower crochet - tutorial crochet - crochet tutorials - irish crochet . (Modern Irish Crochet Lace Pattern) by Malcolm Batten

★★★★☆ 4.2 out of 5

Language : English  
File size : 19070 KB  
Text-to-Speech : Enabled  
Screen Reader : Supported  
Enhanced typesetting : Enabled  
Print length : 40 pages


FREE

DOWNLOAD E-BOOK



### Musorgsky and His Circle: A Russian Musical Revolution

Modest Mussorgsky was a Russian composer who played a pivotal role in the development of Russian classical music. He was a member of the "Mighty Handful," a group of...



## Ranking the 80s with Bill Carroll: A Nostalgic Journey Through Iconic Pop Culture

Prepare to embark on a captivating expedition through the vibrant and unforgettable era of the 1980s. Join renowned pop culture expert Bill Carroll as he expertly ranks...