

The Ultimate Guide to Playing the Cello: A Comprehensive Guide for Aspiring Cellists

The cello, with its warm and resonant sound, is a captivating instrument that has enchanted musicians and audiences alike for centuries. Whether you're a complete novice or an aspiring professional, learning to play the cello can be an incredibly rewarding experience. This comprehensive guide will equip you with everything you need to know about playing the cello, from choosing the right instrument to mastering advanced techniques.

Selecting the right cello is crucial for your playing experience. Consider the following factors:

- **Size:** Cellos come in various sizes, denoted by their string lengths. Choose a size that is comfortable for your height and hand size.
- **Material:** The cello's body is typically made from spruce or maple. Spruce produces a brighter sound, while maple offers a warmer tone.
- **Price:** Cellos can range in price from a few hundred to tens of thousands of dollars. Set a budget and research different models to find one that fits your needs.


Once you have your cello, it's time to start learning the basics. This includes:

I Want to Play ... Beethoven's Ninth!: A Guide to the Cello Part (I Want to Play ...! Book 1) by Steve Keller

★★★★★ 5 out of 5

Language : English

File size : 21571 KB



Print length : 42 pages
Screen Reader : Supported



- **Tuning:** The cello is tuned in perfect fifths: C, G, D, and A. Learn how to use a tuner or tune your cello by ear.
- **Fingering:** The cello's fingerboard is divided into half-steps. Learn the fingerings for the different notes on all four strings.
- **Bowing:** The cello is played with a bow made of horsehair. Master the proper bow hold and bowing techniques for different strokes.

As you progress, focus on developing good technique to improve your playing. This involves:

- **Left-hand Technique:** Develop finger strength, coordination, and accurate intonation. Practice scales, arpeggios, and vibrato exercises.
- **Right-hand Technique:** Improve bow control, pressure, and speed. Practice different bowing patterns and rhythms.
- **Posture:** Good posture is essential for proper technique. Sit with your feet flat on the floor, your back straight, and your cello positioned comfortably between your legs.

The cello repertoire is vast and diverse, ranging from classical concertos to folk songs to jazz standards. Explore different pieces to find music that

inspires you. Start with easier pieces for beginners and gradually progress to more challenging works as your skills develop.

- **Classical Pieces:** Bach's Cello Suites, Beethoven's Cello Sonatas, and Elgar's Cello Concerto are timeless masterpieces.
- **Contemporary Pieces:** Penderecki's "Capriccio per Siegfried Palm" and Ligeti's "Sonata for Solo Cello" push the boundaries of cello playing.
- **Folk Music:** Incorporate folk melodies from around the world into your repertoire, such as Irish jigs, Indian ragas, and Brazilian choros.

As your skills advance, you can explore more advanced techniques:

- **Double Stops:** Play two notes simultaneously on different strings.
- **Harmonics:** Produce ethereal sounds by lightly touching the strings at specific points.
- **Extended Techniques:** Experiment with unconventional playing methods, such as pizzicato (plucking the strings) and col legno (playing with the wood of the bow).


Learning to play the cello is a journey of self-discovery and musical expression. With patience, perseverance, and a passion for music, you can master this captivating instrument. Embrace the challenges, delve into the vast repertoire, and let the cello's voice resonate within your soul.

- **Online Cello Lessons:** Take lessons from experienced cellists in the comfort of your own home.

- **Cello Forums:** Connect with other cellists, share tips, and ask questions.
- **Cello Masterclasses:** Attend masterclasses to learn from renowned cellists and gain valuable insights.

Remember, the journey of learning the cello is an ongoing one.

Continuously strive to improve your technique, expand your repertoire, and share the joy of music with others. May your cello playing bring you endless fulfillment and inspiration.



I Want to Play ... Beethoven's Ninth!: A Guide to the Cello Part (I Want to Play ...! Book 1) by Steve Keller

★★★★★ 5 out of 5

Language : English

File size : 21571 KB


Print length : 42 pages

Screen Reader : Supported



Musorgsky and His Circle: A Russian Musical Revolution

Modest Mussorgsky was a Russian composer who played a pivotal role in the development of Russian classical music. He was a member of the "Mighty Handful," a group of...



Ranking the 80s with Bill Carroll: A Nostalgic Journey Through Iconic Pop Culture

Prepare to embark on a captivating expedition through the vibrant and unforgettable era of the 1980s. Join renowned pop culture expert Bill Carroll as he expertly ranks...