

The Ultimate Guide to the Best of Buddy Holly Songbook Guitar Recorded Versions


Buddy Holly was one of the most influential musicians of the 20th century. His songs are still loved by millions around the world, and his guitar playing is considered to be some of the best ever. In this article, we will take a look at some of the best recorded versions of Buddy Holly's songs, and provide some tips on how to play them yourself.

There are many great recorded versions of Buddy Holly's songs, but some of our favorites include:

- "That'll Be the Day" (1957) - This was Buddy Holly's first hit single, and it remains one of his most popular songs. The guitar playing on this track is simple but effective, and it perfectly captures the song's upbeat and energetic mood.
- "Peggy Sue" (1957) - This is another one of Buddy Holly's most famous songs, and it features some of his most iconic guitar playing. The intro riff is instantly recognizable, and the solo is full of energy and passion.
- "Oh, Boy!" (1957) - This is a fun and upbeat song that showcases Buddy Holly's songwriting and guitar playing skills. The guitar playing on this track is simple but effective, and it perfectly captures the song's playful and lighthearted mood.
- "Rave On" (1958) - This is one of Buddy Holly's most energetic and rocking songs, and it features some of his best guitar playing. The intro riff is instantly recognizable, and the solo is full of energy and passion.

- "Not Fade Away" (1957) - This is one of Buddy Holly's most enduring songs, and it features some of his most iconic guitar playing. The intro riff is instantly recognizable, and the solo is full of energy and passion.

If you're a guitarist, you can learn to play Buddy Holly songs by following these tips:



Best of Buddy Holly Songbook (Guitar Recorded

Versions) by Dominique Loreau

★★★★☆ 4.6 out of 5

Language : English

File size : 166568 KB


Print length : 96 pages

Screen Reader: Supported



- **Start with the basics.** Before you can play Buddy Holly songs, you need to master the basics of guitar playing. This includes learning how to hold the guitar, how to strum, and how to play basic chords.
- **Listen to Buddy Holly's songs.** The best way to learn how to play Buddy Holly songs is to listen to them. Pay attention to the guitar playing, and try to identify the chords and riffs that he uses.
- **Find guitar tabs.** Guitar tabs are a great way to learn how to play songs on guitar. There are many websites and books that offer guitar tabs for Buddy Holly songs.
- **Practice regularly.** The more you practice, the better you will become at playing Buddy Holly songs. Try to practice for at least 30 minutes each day.

Buddy Holly was a true guitar legend, and his songs are still loved by millions around the world. If you're a guitarist, we encourage you to learn how to play some of Buddy Holly's songs. With a little practice, you'll be able to play these classic songs like a pro.



Best of Buddy Holly Songbook (Guitar Recorded Versions) by Dominique Loreau

★★★★☆ 4.6 out of 5

Language : English

File size : 166568 KB


Print length : 96 pages

Screen Reader : Supported



Musorgsky and His Circle: A Russian Musical Revolution

Modest Mussorgsky was a Russian composer who played a pivotal role in the development of Russian classical music. He was a member of the "Mighty Handful," a group of...



Ranking the 80s with Bill Carroll: A Nostalgic Journey Through Iconic Pop Culture

Prepare to embark on a captivating expedition through the vibrant and unforgettable era of the 1980s. Join renowned pop culture expert Bill Carroll as he expertly ranks...

